

---

---

# Tender Times

---

Child Care Resource & Referral, Western Region

April, June, July 2011

---

## Up Coming Changes In the State of Utah Professional Development Program

In 1998, when the Career Ladder first began, the Office of Child Care gave out 348 awards and \$221,000 worth of incentives. Since that time, they have given over 16,000 awards and more than seven million dollars in incentives. It is obvious that they had created a wonderful system that is now bursting at the seams of available funding and so the time has come for it to evolve!

The Office of Child Care will be making some changes, starting in July, that will affect providers who participate on the Career Ladder. Participants will be able to apply for a Professional Development Award each year based on their Career Ladder Level plus years of service in the field.


Active participants on the Career Ladder will be receiving an email from CCPDI giving them more information and asking for feedback. A postcard will also come out in April outlining details of the new system. If you want to ask a specific question, please contact Carolyn Taylor-Christensen at [ctchristensen914@gmail.com](mailto:ctchristensen914@gmail.com). She wants to hear from you so this transition can be as smooth as possible! (Look for an insert in this newsletter the explains the new program.)

I am very impressed with all the careful, thoughtful work that has gone into these changes. Carolyn Taylor Christensen from the Office of Child Care held a focus group presentation on the changes in St. George on March 1. The providers who attended seemed to be excited with the new program and happy at the effort to award maximum money and keep the program as simple as possible. Most of you who have been attending training and applying for awards and grants won't notice a huge difference. The most significant change will be to new providers just starting out who, in order to advance past Level 3, will need to show a Demonstrated Competency (using what you know). Most people will choose to get a CDA. To help facilitate this, the state has provided scholarships and CDA support groups to help interested child care providers through the process.

We started developing CDA support groups this year and the process has been very exciting. I have really been impressed in the growth of the providers who have been working on their CDA. It really is the next level. They are taking the things they have learned in classes and then implementing them in their own child care environments. In all the cases I have been involved with, this process has been positive and enjoyable. I always say you can tell a good program when everyone has a lot of energy and good feelings around it. That is what I see with this new CDA program. Our staff love going out and interacting with the providers in their own environments. The providers love to have us come and listen to their concerns and give positive feedback. The children are also very excited with new changes. The icing on the cake is when that shiny new CDA Certificate comes in the mail validating a provider's hard work.

So although any change, even a change for the better, is often accompanied by a little unease...call us and let us make this transfer to a new program as easy for you as we can. Remember: **"If nothing ever changed, there'd be no butterflies."**

Have a great spring and call us if we can be of help to you in any way and thanks for the difference you are making in children's lives.....Lis



---

Child Care Resource & Referral, Western Region is an agency of Five County Association of Governments.  
Program funding comes from the Department of Workforce Services, Office of Work and Family Life.

---

For Training Information:  
**1-800-543-7527**

<http://childcarehelp.org/>

For Referrals & Updates:  
**1-888-344-4896**



## Professional Development Awards

Congratulations to the following child care providers who have recently received Utah State Career Ladder Levels, Endorsement bonuses, and Training & Longevity Supplements. We would like to help every eligible child care provider earn this money! Call us at 1-800-543-7527 to see how easy it is to get these bonuses for yourself.



### Career Ladder Levels



**Level 1 - \$100**

Shannon Campbell  
Courtney Campbell  
Jillian Halverson  
Jennifer Huey  
Beverly McGarvey  
Valerie McKinley  
Bonnie Melancon  
Joseph Orison  
Jennifer Pipes

**Level 2 - \$200**

Courtney Chappell  
Kelly Randall

**Level 6 - \$600**

Linda Preece  
Leslie Searle

**Level 8 - \$800**

Tonya Fails

**Level 5 - \$500**

Amy Esplin  
Linda Preece  
Leslie Searle  
Melinda Young

**Level 7 - \$700**

Beth Collier  
Tonya Fails  
Laura Leavitt  
Tammy McKelleb

**Level 10 - \$1000**

Collett Curtis  
Jami Mockaitis



### Career Ladder Endorsements



**Infant & Toddler - \$100**

Juli Arnoldsen  
Wajira Eleperuma  
Carlene Hanson  
Cheryl Terry

**Relationship Touchpoints - \$100**

Tonya Fails

**School Readiness - \$100**

Tonya Fails



### Training & Longevity Supplements



**\$100 bonus**

Jennifer Huey

**\$400 bonus**

Cindy Bagnall  
Kristy DeGraaf

**\$700 bonus**

Jerrilynn Hansen  
Kandice Nielson  
Cindy Vanderlinde

**\$800 bonus**

Christy Ballard  
Telina Bishop  
Angie Bogh  
Debra Cahoon  
Karen Cox  
Shanda Greenhalgh  
Salley Hall  
Richelle Irons  
Gay Newby  
Kristy Piep

**\$900 bonus**

Sandra Nielson

**\$200 bonus**

Tamera Taylor

**\$500 bonus**

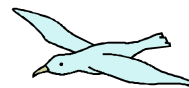
Jessica Eyre  
Ashley Koloa  
Carolyn Peterson  
Judy Rich

**\$600 bonus**

Heidi Alfred  
Kammi Bentley

**\$300 bonus**

Sara Dinkheller  
Annette Ericksen  
Dawn Patterson  
Amanda Ross  
Kathy Taylor




**Congratulations!**

### Interested in Embryology?

Embryology (chick hatching in the classroom) is offered through the Beaver and Iron County 4-H Programs. The Embryology schedule is complete. If you are interested in hatching chicks in your classroom, home, child care business or 4-H club location please call as soon as possible. Reservations fill up quickly and on are on a first come first served basis. This service is free of charge. Call Lori in

Beaver County:  
435-438-6450. Or call  
Angela in Iron County:  
435-586-8132.



Please visit <https://extension.usu.edu/iron/html/4-h/embryology> for more information.



### E-Trainings Available in July

Coming soon to a computer near you! We at Child Care Resource & Referral, Western Region are gearing up to provide some of our classes ONLINE! Beginning in July, watch for available **E-trainings** where you will be able to take some career ladder classes from your home computer.



### Early Childhood Conference

The 36th Annual Utah Early Childhood Conference will be held Saturday, **April 9th, 2011** at Utah Valley University in Orem.

For questions on registering or to register, please contact UVU Conferences and Workshops, 1-801-863-8894. For more information on this years conference, please visit [www.utahearlychildhoodconference.com](http://www.utahearlychildhoodconference.com).

This annual conference is presented by...the Utah Inter-Institutional Consortium in collaboration with Utah Association for the Education of Young Children.

### Congratulations to the Most Recent Recipients of T.E.A.M. Grants



**Block Play Kit**

Josie Bundy

**Nature Kit**

Tonya Fails

**Infant & Toddler Kit**

Crystal Bills  
Kris Layton

**Outdoor Kit**

Jennifer Jones

**Math & Science Kit**

Juli Arnoldsen  
Sheila Lewis

**Special Needs Kit**

Sharon Brown

**Equipment Kit**

Inez Aguado  
Annette Ericksen  
Tonya Fails  
Kristen Johnson  
Tamera Taylor



# Get Growing - Dig Up Some Springtime Fun!



April is National Garden Month. Now is the perfect time to start a garden and there are plenty of benefits for both children and adults. Hands-on gardening experiences have been shown to improve dietary habits of children. Fruits and vegetables contain nutrients that may reduce the risk of some chronic diseases. Studies also show gardens can be therapeutic for all people and that there is a relationship between gardening and nutritional attitudes and behaviors in older adults too. Did you know that gardening counts as exercise? This is great news in today's climate of soaring childhood obesity and poor eating habits. It's never too early to get children excited about gardens. Children instilled with a love of gardening at an early age grow into adults with a passion for plants and respect for the environment. So "get growing" and involve your children in the joy of gardening this spring.

**Start SMALL!** It's okay to plan big, but start small. A large garden can exhaust both you and the children. Start first with a few plants in various containers before tackling a large plot of ground. Let children get excited about the joy and fun of a bountiful, small garden, and then expand as your confidence and experience increases.

**Spend time preparing the soil.** Ask any farmer or gardener – they'll tell you the most important step in the planting process is preparing the soil. Healthy, well-drained soil, rich in organic matter produces healthy plants that are more resistant to pest and disease problems.

**Prepare for the elements.** Make sure each child is prepared with sunscreen, a hat, and plenty of water. You may wish to provide child-sized gloves for digging in soil, but many children prefer to get their hands dirty!

**Teach children proper garden behavior.** Before doing any gardening work, make sure each child knows how to care for and work with the necessary garden tools. Take time to demonstrate all garden techniques before asking children to get started.

**Use cultural and mechanical pest control.** Pesticides should **NOT** be used when gardening with children. Instead use cultural and mechanical means to rid the garden of pests. What does that mean? Pull weeds, pick potato bugs, use paprika to keep rabbits away, etc.

**Obtain child-sized garden tools.** Adult tools are too heavy and bulky for young children. Smaller gardening tools designed for children are available at many garden centers.

**Plant for immediate AND delayed gratification.** Watching new plants sprout from seeds is like magic for young children, but slow germination rates can try their patience, so plant both seeds and potted plants.

**Don't stress about the garden's appearance.** In a child's garden, plants will get stepped on, leaves will be picked, and weeds will grow, but the children will still think it is the most beautiful thing they have ever seen. Remember to look at the garden through a child's eyes.

**Enjoy!** Be a good model by exhibiting your pleasure in the garden. If you're having fun, chances are the children will have fun too!

Adapted from: [www.kidsgardening.com](http://www.kidsgardening.com)

In case you don't have a space to grow a garden, or your climate makes it hard to tend a garden everyday, try creating a Terrarium!

Terrariums are miniature gardens grown inside covered clear containers. Use them as low-maintenance way to enhance your indoor environment, or as a way to teach kids about the water cycle as they witness the fascinating succession of evaporation, condensation and precipitation in their mini environment.

### Materials

- Clear plastic or glass container (jar; fish bowl or aquarium; clear plastic bottle or food container)
- Potting mid
- Small rocks, such as pea gravel
- Short, slow-growing indoor plants

### Steps

1. Choose a container that gives you enough room to reach your hand inside for planting and maintenance. You can make a simple terrarium container by cutting off the top of a 2-liter clear plastic soda bottle. After planting in the bottle, you can either tape the top back on or cover it tightly with plastic.
2. Clean the container using soapy water and rinse well. Dry completely.
3. Cover the bottom of the container with small stones to provide drainage. For small containers such as aquarium tanks, spread 1-1/2 inches.
4. Next, fill the container about one-third to one-half full with moist potting mix. The amount of soil will depend on the size of the container (you need to have enough room for plant roots to grow.)
5. Time to plant! Purchase for plants that are small, slow-growing, and perform well in humid environments, such as the ones listed below. Most garden centers have areas reserved for indoor plants and you can usually find a variety of plants in 2 to 4-inch pots. Here are some recommendations:
  - African Violet
  - False Aralia
  - Miniature Peperomia
  - Oxalis
  - Prayer Plant
  - Small Peace Lilies


- Spider Plant
- Swedish Ivy
- Artillery Fern
- Jade Plant
- Pink Polka Dot Plant
- Small ferns
- Small Philodendrons
- Strawberry
- Begonia

6. Go ahead and experiment with different plants. If they appear to grow too vigorously and crowd other plants, or if they respond poorly to the humidity, remove them and try something new. You can also try growing plants from seeds and cuttings.
7. Infuse your terrarium with personality—feel free to be creative and add other objects to create mini-landscape scenes. Here are some ideas: decorative rocks; animal figurines; tiny bridges; mirrors (portraying miniature ponds).
8. After planting, attach the lid or cover with plastic. Place the terrarium in a windowsill with indirect lighting or under grow lights. Do not place it in strong, direct sunlight or water will evaporate too quickly and plants may get scorched.

### Tips

Observe your terrarium closely for the first few days to make sure you have the proper moisture level:

- You'll know that the terrarium contains the right amount of water if the sides and top get misty with water droplets when in bright light.
- If there is no moisture along the sides, then you need to add some more water.
- If the sides are always very wet and it is hard to see the plants, then there's too much water and you should remove the top for a few hours and allow some of the excess water to evaporate.



Once you have the perfect balance, your terrarium will only need periodic monitoring.



## Marketing Page on the Referral Database



Great news - Now you can market your program on the Referral Database by posting a description of your program and even upload photos!

The goal of the new **Provider Marketing Page** is to help providers showcase their unique programs and give parents looking for child care more information. Utah's statewide Referral Database had over 6,500 web referrals done by parents looking for child care in 2010. So how can you take advantage of this wonderful new marketing page?

It's easy! Here's how to access the new **Provider Marketing Page**:

- Step 1:** You can access your program's marketing page by going to the Training Registry at <http://trainingregistry.jobs.utah.gov/> and logging into your profile. If you have never logged in to the Training Registry before, call us at 800-543-7527 to get your username and password.
- Step 2:** Once you are logged in, click on the words, "**Advertise to parents**". You will see four purple boxes with information about your program. This information is compiled from details you have already provided to us here at Child Care Resource & Referral, Western Region. If you would like to change information in any of the purple boxes, give us a call and let us know what you need to change.
- Step 3:** If you scroll down the page you will see a green box called, "**Provider's Message**". This is **your marketing page!** You can write a message to parents or a description about your program in the message box.
- Step 4:** You can upload photos to your marketing page by clicking "**browse**" and attaching one photo in each box. You can post up to 10 pictures.
- Step 5:** Once you have posted your description and uploaded photos, click "**save**". You can preview your profile to see what the finished page will look like to parents by clicking on "**preview**".
- Step 6:** Once you have clicked, "save" a notification will be sent to us that you have submitted **your marketing page**. Once we process your request, it will be posted so parents can view it.
- Step 7:** You can log into **your marketing page** anytime and make changes!

So now you are probably wondering...what should I put on **My Marketing Page**?

In 2006 the National Association of Child Care Resource and Referral Agencies (NACCRRRA), held 14 focus groups which were conducted in seven locations across the country. The majority of the parents were employed full-time but came from various ethnic and economic backgrounds as well as low-income and single parent groups. Listed below are what parents said they were looking for when looking for a child care program.

### Parents' Priorities in Selecting Child Care

NACCRRRA found that parents top three priorities when selecting a child care facility were cost, cleanliness and location. "Clean and friendly" was a common refrain heard in focus groups.

Also important to parents was a caregiver who was friendly and caring, attuned to the needs and capabilities of their children and informative and professional toward them. Parents want caregivers that are trained in child development and positive guidance. Some parents said that a caregiver's experience was as important to them as training. Most important, parents wanted to ensure their children were happy with the caregiver.

Parents also wanted their children to learn through activities, play and structured curricula. They did not want children to be pushed too early, but they also did not want them to be simply “babysat.” Both English-speaking and non-English-speaking parents were interested in placing their children in settings where they could learn new languages if possible.

Smaller class size and staff-to-child ratios were also important factors for parents. They wanted their children to be in a setting where they were provided with individualized attention.

### Can I List My Rates?

The referral database does not give rates out to parents. However, it is up to the individual programs whether they would like to list their rates.

### Other Ideas for Your Profile

- Philosophy, policies and type of guidance or discipline
- How you communicate with families
- Your open door policy
- Whether you are enrolled in the Food Program and what foods you serve (perhaps a sample menu for a week?)
- Your curriculum, learning activities or learning opportunities
- If your program offers a preschool program
- Napping policies

Remember to mention the wonderful things about your program as **benefits** instead of listing them as a **feature**. For example, instead of simply listing a **feature**, “I offer a Preschool Program”, you might try stating, “I offer a unique preschool program that can enhance your own child’s natural creativity and work with their interests to better prepare them for school.” Put yourself in a parent’s shoes and try to think out the caring side of your child care business. Parents always want to know how much you really do care about each individual child and wish the best for them.

### Ideas and Policies for What Photos to Post

#### Your environment:

- Classrooms or play space
- Outdoor space
- Front of your building or home

#### Children and Caregivers:

- Children playing together inside and out
- Staff interacting with children
- Special events or field trips



### Photo Policies:

- Upload only relevant photos for which you have copyright permission
- Photos must be for the purpose of giving parents more information about your child care program and cannot be clipart or random photos from the internet
- Photos of any children require a signed statement of permission from their legal guardians
- The Office of Child Care reserves the right to reject submissions for any reason

Remember when uploading photos, there are those out there who do not have the best intentions when searching for images of children. Please keep your photographic content modest, professional and relevant. A photo that you may think is ‘adorable’ may place a child in your care in a compromised position when viewed by ‘other’ eyes. And as always, try to think about what you would want to see if you were a parent. What showcases your child care business in the best light.

If you have any questions or need help with this new feature on the Training Registry, feel free to contact us at 800-543-7527. We’d love to help!



## Ask Tom Copland



**A new opportunity for family child care providers to get answers to their questions about the business of family child care.**

For the past several years Tom Copeland has answered business questions from family child care providers across the country as part of his consulting partnership with the National Association for Family Child Care (NAFCC).

Tom has helped providers with questions in the areas of record keeping, taxes, marketing, contracts, legal, insurance, money management, and retirement planning. He has written nine books on the business of family child care and has represented numerous providers in IRS audits. He's the leading national expert on the business of family child care.

Now you have the opportunity to contact Tom directly with any of your child care business questions! You can call Tom at 800-359-33817 ext. 321, or send him an email at [tomcopeland@live.com](mailto:tomcopeland@live.com).


Also, Tom has recently established a new blog called **Tom Copeland's Taking Care of Business**: [www.tomcopelandblog.com](http://www.tomcopelandblog.com). In it, Tom writes regular articles about business issues, posts tax updates, and links to other resources. Check it out!

## The New Crib Standard

What is the new standard for cribs? Beginning June 28, 2011, all cribs manufactured and sold (including resale) must comply with new and improved federal safety standards. The new rules, which apply to full-size and non full-size cribs, prohibit the manufacture or sale of traditional drop-side rail cribs. They strengthen crib slats and mattress supports, improve the quality of hardware and require more rigorous testing. The details of the rule are available on CPSC's website at: [www.cpsc.gov/businfo/frnotices/fr11/cribfinal.pdf](http://www.cpsc.gov/businfo/frnotices/fr11/cribfinal.pdf)

The new rules also apply to cribs currently in use at child care centers and places of public accommodation. By December 28, 2012, these facilities must use only compliant cribs that meet the new federal safety standards.

At the present, only a few companies are manufacturing cribs to the new standards - so be careful if purchasing a new crib before July 1st. In order to assist providers with obtaining new cribs, there may be funding available in the upcoming months. Watch your mailbox in the month of April for further information.





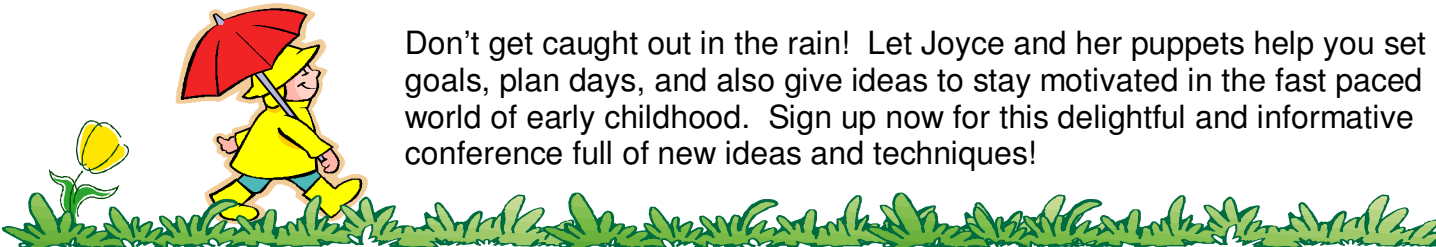
# 10th Annual Early Childhood Collaboration Conference

**“Singin’ In the Rain!”** Break out the umbrellas! It’s that time again - time for the Early Childhood Collaboration Conference. This year’s event will be held on **June 4, 2011** at the Hunter Conference Center on the beautiful Southern Utah University Campus. Our keynote will be the delightfully creative and contagious Joyce Davis who will show us how ***We Can Keep Our Spirits Soaring When the Rain Keeps Pouring***.

Joyce is an Early Childhood Educator with over 35 years of experience, as well as a puppeteer! Joyce presents puppets in an innovative, creative, and energetic way that excites and delights those in attendance and makes them “believers” and motivates the adult to try their hand at it.



Have you ever heard of a spittlebug? Where do fireflies go in the winter? What is the recipe for snow? These questions and more are answered through the creative use of puppetry where children learn through imagination and fun about the earth and our surroundings.



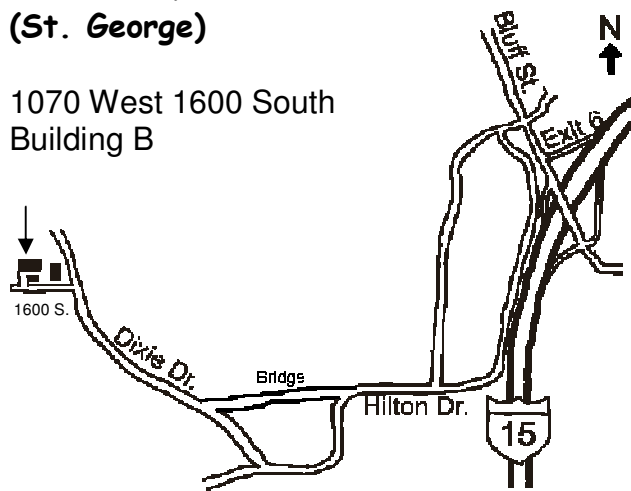
Don’t get caught out in the rain! Let Joyce and her puppets help you set goals, plan days, and also give ideas to stay motivated in the fast paced world of early childhood. Sign up now for this delightful and informative conference full of new ideas and techniques!

## Maps to CCR&R Offices/Training Sites

Download and print driving directions from our website: <http://childcarehelp.org/contact.htm>

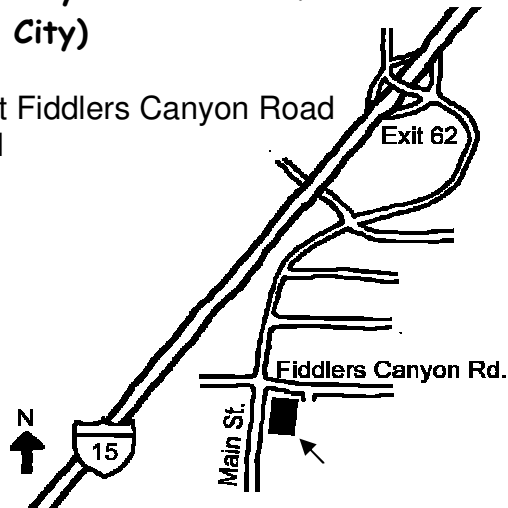
### Five County Association of Governments (St. George)

1070 West 1600 South  
Building B



### Five County Association of Governments (Cedar City)

88 East Fiddlers Canyon Road  
Suite H



# Training Calendar

Please send payment with the pink registration form (found inside this newsletter) to the Cedar City office at least **three days before** the first day of the class.

*Please note: if the dates below are separated by “&”, then participants will be enrolled for all dates listed for that class (which is taught in more than one session). If the dates below are separated by “or”, then participants should circle the date that they would like to attend on the registration form (class is taught in only one session).*




**Continuing Education Units (CEU):** Endorsement classes have CEU credit available! If you wish to pay the extra fee to get CEU credit, you can get a copy of the CEU homework on UACCRRA's website (<http://www.utahccrra.org>). Call our office if you need more information (1-800-543-7527).

Class Title/Description	Date/Time	Location/Contact	Cost	Hrs	Career Ladder
<b>ALL COUNTIES</b>					
<b>CDA Orientation for Child Care Providers</b> For child care providers only: information about the CDA credential. Discover what training is involved, learn about the resource file and observation, and learn to write goals.	By Request	CCR&R Ask for Carrie 888-344-4538	No Fee	Call for Info	NA
<b>Essentials in an Envelope</b> This packet contains pamphlets, booklets and worksheets about required licensing topics.	Non face-to-face training	Mailed to your home	\$10	3-5	NA
<b>IRON COUNTY</b>					
<b>From Preschool to Kindergarten, School Readiness, Course 1: Language &amp; Literacy</b> Based on Utah's Early Learning Guidelines. How to effectively and appropriately foster preschooler's language and early literacy development for school readiness. Includes: phonological awareness, letter knowledge and concepts of print, early writing, and receptive and expressive language development.	Apr 18, 19, 26 & 28 One Mon, Two Tues & One Thurs 7-9:30 pm	Five County AOG 88 E Fiddlers Cyn, H Cedar City	\$15	10	Levels 4-8 SR Endorsement
<b>Working Together - Productive Relationships with Families</b> Effective strategies for establishing and maintaining open & positive relationships with each child's family, encouraging family involvement in the child care program, and supporting children's relationships.	Apr 6, 13 & 16 Two Wed, 7-9:30 pm & One Sat, 8 am-1 pm	Five County AOG 88 E Fiddlers Cyn, H Cedar City	\$15	10	Levels 2-3
<b>Infant &amp; Toddler Care, Course 3: Learning in Infancy &amp; Toddlerhood</b> How infants and toddlers learn. Focus includes: cognitive discoveries of infancy, the role of the caregiver in supporting learning, stages of infancy, and language development.	Apr 30 & May 14 Two Saturdays 8 am- 1 pm	Five County AOG 88 E Fiddlers Cyn, H Cedar City	\$15	10	Levels 4-8 IT Endorsement
<b>Basic Child Care</b> Setting up and organizing your child care business: record keeping, basic child development, age appropriate activities, health & safety principles & more.	May 21 One Saturday 8 am- 1pm	Five County AOG 88 E Fiddlers Cyn, H Cedar City	\$10	5	NA
<b>Child Development: Learning in the Early Years</b> How young children learn and develop. Includes: brain development, learning through play, supporting social and emotional development, and positive guidance.	May 31, Jun 7 & 11 Two Tue, 7-9:30 pm & One Sat, 8 am-1 pm	Five County AOG 88 E Fiddlers Cyn, H Cedar City	\$15	10	Level 1

**IRON COUNTY Continued on next page ...**

Class Title/Description	Date/Time	Location/Contact	Cost	Hrs	Career Ladder
<b>... IRON COUNTY Continued ...</b>					
<b>Creating Good Child Care—Effective Program Management</b> Strategies for ensuring effective program operation, including program planning, organization, record keeping, and legal issues such as licensing, liability and insurance, custody issues, the American with Disabilities Act, and dealing with suspected abuse and neglect.	Jun 14, 16 & 18 One Tue & Thu 7-9:30 pm & One Sat, 8 am-1 pm	Five County AOG 88 E Fiddlers Cyn, H Cedar City	\$15	10	Levels 2-3
<b>SANPETE COUNTY</b>					
<b>Basic Child Care</b> Setting up and organizing your child care business: record keeping, basic child development, age appropriate activities, health & safety principles & more.	By Request	Call Kim at CCR&R 1-800-543-7527	\$10	5	NA
<b>From Preschool to Kindergarten, School Readiness, Course 4: Social and Emotional School Readiness</b> Based on Utah's Early Learning Guidelines. How to foster preschooler's social and emotional development, effectively and appropriately, for school readiness. Focus includes: self-concept, learning self-control, self confidence, temperaments, attachment, acceptance of diversity, and approaches to learning.	Apr 6, 14 & 16 One Wed, One Thu, 7-9:30 pm & One Sat, 8 am-1 pm	Home Health 45 E 100 N Gunnison	\$15	10	Levels 4-8 SR Endorsement
<b>Looking to Learn—Observing &amp; Recording Children's Behavior</b> Effective tools and strategies for gathering and using observational information about children. Includes: learning to observe children accurately & objectively, observation tools & goals, overcoming obstacles to observation, and interpreting and using observation data.	Apr 11, 12, 19 & 20 Mon, Two Tues & Wed 7-9:30 pm	Snow College Home & Family Bldg 100 E Center Ephraim	\$15	10	Levels 2-3
<b>Child Development: Ages &amp; Stages</b> Typical developmental milestones for infants, toddlers, preschoolers, and school age children. Basic strategies for working with each of these age groups of children.	May 10, 12, 17 & 19 Two Tues & Thurs 7-9:30 pm	Snow College Home & Family Bldg 100 E Center Ephraim	\$15	10	Level 1
<b>SEVIER COUNTY</b>					
<b>Basic Child Care</b> Setting up and organizing your child care business: record keeping, basic child development, age appropriate activities, health & safety principles & more.	By Request	Call Kim at CCR&R 1-800-543-7527	\$10	5	NA
<b>Child Development: Healthy Care</b> Child care health & safety issues: communicable diseases, SIDS, shaken baby syndrome, child abuse/neglect, injury prevention, emergency procedures, nutrition, sick children, and medication.	Apr 27, May 4, 11 & 18 Four Wednesdays 7-9:30 pm	DWS 201 E 500 N Richfield	\$15	10	Level 1
<b>Professionalism in Child Care - More Than Babysitting</b> How to make informed decisions based on standards for best practices, take advantage of opportunities for individual professional growth, and contribute to the early childhood field.	May 31, Jun 2, 7 & 9 Two Tue & Thu 7-9:30 pm	DWS 201 E 500 N Richfield	\$15	10	Levels 2-3



**Avoid Disappointment - Register Early!** Sometimes a class gets so full, we have to close it to participants and add their names to a waiting list. Sometimes we have to cancel a class, if not enough participants register in time. Don't wait until the last minute to register; mail your registration form today!

Class Title/Description	Date/Time	Location/Contact	Cost	Hrs	Career Ladder
<b>WASHINGTON COUNTY</b>					
<b>A Great Place for Kids! Creating Positive Learning Environments for Young Children</b> How to set up center and home-based child care programs to encourage play, exploration, and learning. Information on spaces and materials for block play, dramatic play, puzzles, games, books and literacy activities, art, sensory play, and outdoor play.	Apr 2 & 9 Two Saturdays 8 am-1 pm	Five County AOG 1070 W 1600 S, Bdg B St. George	\$15	10	Levels 2-3
<b>Theories and Best Practices, Course 4: Gardner, Moral Development, Vygotsky and Montessori</b> Learn about Gardner's Multiple Intelligences Theory, the work of Kohlberg, Gilligan and Turiel around Moral Development Theory, Vygotsky's theories around scaffolding and the Zone of Proximal Development, and Maria Montessori's influence on early childhood environments.	Apr 5, 7, 12 & 14 Two Tue & Thu 7-9:30 pm	Five County AOG 1070 W 1600 S, Bdg B St. George	\$15	10	Levels 4-8 SR Endorsement
<b>Basic Child Care</b> Setting up and organizing your child care business: record keeping, basic child development, age appropriate activities, health & safety principles & more.	Apr 16 or Jun 18 One Saturday 8 am-1 pm	Five County AOG 1070 W 1600 S, Bdg B St. George	\$10	5	NA
<b>Child Development: Ages &amp; Stages</b> Typical developmental milestones for infants, toddlers, preschoolers, and school age children. Basic strategies for working with each of these age groups of children.	Apr 19, 20, 26 & 27 Two Tue & Wed 7-9:30 pm	Five County AOG 1070 W 1600 S, Bdg B St. George	\$15	10	Level 1
<b>Looking to Learn—Observing/Recording Children's Behavior</b> Effective tools and strategies for gathering and using observational information about children. Includes: learning to observe children accurately & objectively, observation tools & goals, overcoming obstacles to observation, and interpreting and using observation data.	Apr 30 & May 7 Two Saturdays 8 am-1 pm	Five County AOG 1070 W 1600 S, Bdg B St. George	\$15	10	Levels 2-3
<b>School Age, Course 2: My Castle - Environments for School Age Care</b> How to set up physically and emotionally safe environments for school age children that will promote creativity, optimal learning, and positive social behavior.	May 3, 5, 10 & 12 Two Tue & Thu 7-9:30 pm	Five County AOG 1070 W 1600 S, Bdg B St. George	\$15	10	Levels 4-8 SA Endorsement
<b>Special Needs, Course 4: Teaching Techniques</b> Best teaching techniques to use when working with children who have special needs. Includes: individualizing lesson plans and activities, proactive techniques, guiding behavior/interventions, implementation of successful inclusive programming.	May 17, 19 & 21 One Tue & Thu, 7-9:30 pm & One Sat, 8 am-1 pm	Five County AOG 1070 W 1600 S, Bdg B St. George	\$15	10	Levels 4-8 SN Endorsement
<b>Strong &amp; Smart! Promoting Young Children's Physical &amp; Intellectual Development</b> Practical ways to promote young children's physical, cognitive, language, and creative development in age-appropriate play & learning activities.	Jun 1, 2, 8 & 9 Two Wed & Thu 7-9:30 pm	Five County AOG 1070 W 1600 S, Bdg B St. George	\$15	10	Levels 2-3
<b>Advanced Child Development—Theories of Development</b> Basic principles and theories of child development, and how this knowledge can influence day-to-day work with children. Introduction to the theories of Maslow, Erikson, Montessori, Piaget, Vygotsky, Kohlberg, Gilligan, and behaviorism.	Jun 21, 23 & 25 One Tue & Thu, 7-9:30 pm & One sat, * am-1 pm	Five County AOG 1070 W 1600 S, Bdg B St. George	\$15	10	Levels 2-3



**Where is the class?** Make sure you know the correct location of the classes you are attending (you will not receive Career Ladder credit for Career Ladder classes if you are not in class when the class begins). For specific driving directions to all locations, please call 1-800-543-7527.



# Community Based Training



Class Title/Description	Date/Time	Location/Contact	Cost
<b>Alliance for Children Food Program</b>			
<b>Food Program Training</b> Free training offered by Alliance for Children. All providers are invited to attend. For more information call 1-800-733-4731.	Apr 5 One Tuesday 7-9 pm	Five County AOG 88 E Fiddlers Canyon Rd, Ste H, Cedar City	No Fee
<b>Food Program Training</b> Free training offered by Alliance for Children. All providers are invited to attend. For more information call 1-800-733-4731.	Apr 6 One Wednesday 7-9 pm	Five County AOG 1070 W 1600 S Bldg B St. George	No Fee
<b>Child Care Licensing Orientation</b>			
<b>New Family (in-home) Child Care Licensing Orientation</b> Information is presented by Child Care Licensing and Child Care Resource & Referral. Child care regulations, application information & procedures are discussed. CCR&R will talk about Start-up Grants, training opportunities and other support services.	Call for dates and locations	Child Care Licensing 1-800-894-2588	No Fee
<b>New Center Child Care Licensing Orientation for Owners &amp; Directors</b> Information is presented by Child Care Licensing. Child care regulations, application information and procedures are discussed.	Call for Information	Karrie Phillips Child Care Licensing 801-584-8292	No Fee
<b>FREE Rule Training for Child Care Providers</b>			
<b>Child Care Rule Training</b> Child Care Licensing has a Training Specialist who provides training classes on the licensing rules for child care providers. These classes are free of cost and a variety of training topics are offered. Training is available for all regulated providers (i.e. centers, licensed family, residential certificate.) For more information check the Child Care Licensing website at <a href="http://www.health.utah.gov/licensing">www.health.utah.gov/licensing</a>	Call for Information or visit: <a href="http://www.health.utah.gov/licensing">www.health.utah.gov/licensing</a>	Karrie Phillips Child Care Licensing 801-584-8292	No Fee
<b>Center Director's Endorsement</b>			
<b>NCCA National Administrator's Credential (NAC)</b> Developed by the National Child Care Association, participants learn skills and strategies for successful program administration of child care centers. Areas of focus include: program organization, carrying out program goals & objectives, marketing, personnel management, legal issues, community relations, etc. This course can be used on the Utah Early Childhood Career Ladder for an Endorsement bonus as well as Levels 4-8. Completion of this course in conjunction with specific CCR&R training courses may qualify you to be a child care center director. Scholarships may be available to help with the cost of the training.	Call for information	Utah Private Child Care Association (UPCCA) Johnny Anderson 801-205-7574 or <a href="mailto:johnny@abcgreatbeginnings.com">johnny@abcgreatbeginnings.com</a>	Call for Info

## Have you heard about the Kids in Care (KIC) program?

KIC is a program to help pay the cost of child care for recently unemployed parents as they search for work. To receive KIC assistance, parents must meet financial eligibility requirements (most parents will qualify) and participate in formal job search activities. Families can receive up to 300 hours of child care assistance.

As a provider, you can participate in this program. Once you are working with an approved KIC parent, you simply track the KIC hours and send in a reimbursement request form and sign-in/out sheet to us each month. We reimburse you directly for the hours you provide care for children in the KIC program. The rate for KIC is \$4.50 per hour for children over 3 and \$5.00 per hour for children under 3.

We have included a brochure with this newsletter in case you know of parents who might be eligible for this program or in case any of the children in your care have parents who lose jobs. Please share this information with them. Call us if you would like to participate in this program and haven't already filed out a participation agreement or if you have questions. Our toll free number is: 1-800-543-7527.

**Funding for this program will be available through June 30, 2011.**

... Community Based Training continued ...

CPR & First Aid					
County	Training Source	Contact Information	County	Training Source	Contact Information
All Counties	Safety Quest	435-865-9716	Sevier	Diane Barney	435-896-5103
Beaver	Millford Valley Hospital	Michelle Barton 435-387-2411	Washington	American Red Cross	435-674-4440
Garfield	Garfield Memorial Hospital	Deanne Brown 435-676-8811		Dixie Ambulance	435-628-4303
Iron	Valley View Medical Center	435-868-5496 or wckunz@ihc.com		Dixie Applied Technology Center	435-656-4190
Sanpete	Gunnison Valley Hospital	435-528-7246	Wayne	Central Utah Public Health Department	Colleen Chappell 435-836-1326

Food Handler's Permit					
County	City	Contact Information	County	City	Contact Information
Beaver	Beaver	Southwest Utah Public Health Department 435-438-2482	Piute	Richfield	Central Utah Public Health Department 435-896-5451
Garfield	Panguitch	Southwest Utah Public Health Department 435-676-8800	Sanpete	Mt. Pleasant	Central Utah Public Health Department 435-462-2449
Iron	Cedar City	Southwest Utah Public Health Department 435-586-2437		Manti	Central Utah Public Health Department 435-835-2231
Kane	Kanab	Southwest Utah Public Health Department 435-644-2537	Sevier	Richfield	Central Utah Public Health Department 435-896-5451
Millard	Delta	Central Utah Public Health Department 435-864-3612	Washington	St. George	Southwest Utah Public Health Department 435-986-2580
	Fillmore	Central Utah Public Health Department 435-743-5723	Wayne	Richfield	Central Utah Public Health Department 435-896-5451

**If you would prefer to take the Food Handler's class ONLINE, see below:**

Beaver, Garfield, Iron, Kane or Washington County: [www.swuhealth.org/environmental\\_health/environmental\\_health.html](http://www.swuhealth.org/environmental_health/environmental_health.html)

Millard, Piute, Sanpete, Sevier or Wayne County: [www.centralutahpublichealth.com/food-handler-permit.html](http://www.centralutahpublichealth.com/food-handler-permit.html)

**Training You Can Do At Home**



**Essentials in an Envelope**

After you have had basic child care training, been in business a year, and you need to review training topics, then order the Essentials in an Envelope! It is a collection of handouts, pamphlets, brochures and booklets that you can read and study. You will simply fill out a worksheet by answering the questions and doing the activities, then send the completed worksheet back to our office. We will issue you a certificate for 3-5 training hours in required topics that you can show the licenser at your next inspection. Keep the pamphlets and handouts in your files; you may wish to review the information periodically. Please note: we will only issue one certificate for each Essentials in an Envelope that is ordered.



## Providers Earn CDA Credential!

**Great News! Randi Strehlau and Toni Gubler**

have earned their CDA Credential!

Randi and Toni work at Country Kids Child Care in St. George.

*Way to go, ladies!*

The Child Development Associate (CDA) Certificate is rapidly becoming a key to the early childhood care profession. Most states incorporate the CDA credential into their childcare Quality Rating System. Utah is getting close to incorporating a Quality Rating System for our State. You can now enhance your professional standing in your community and your center by getting your CDA credential. Program Consultants from CCR&R-Western want you to be the best you can so we are offering, free of charge, specific training and assistance to help you get your CDA.

Obtaining a CDA credential not only impacts children's learning and supports families, but also will help you work towards continuing education, career opportunities, and your own individual professionalism.

We will assist you by providing help on individualized training plans, and one-on-one consultation and bi-weekly support group meetings.

If you are interested in building your professional career, and want to know more about the CDA National credential, call Carrie at Child Care Resource and Referral, Western today at 800-543-7527 or e-mail your CDA questions to: [carrie@childcarehelp.org](mailto:carrie@childcarehelp.org) or [jolynne.nay@gmail.com](mailto:jolynne.nay@gmail.com). Or visit [www.CDAcouncil.org](http://www.CDAcouncil.org).

**week of the  
young child**



**The 2011 Week of the Young Child is scheduled to be held April 10th-16th. This year's theme is *Early Years Are Learning Years***

The Week of the Young Child is an annual celebration sponsored by the National Association for the Education of Young Children (NAEYC). The purpose of the Week of the Young Child is to focus public attention on the needs of young children and their families and to recognize the early childhood programs and services that meet those needs. More and more attention is being paid to the need to help children learn to read. What better way to show that the ***Early Years Are Learning Years*** than to promote children's literacy by encouraging your families to celebrate the Week of the Young Child with you.

A great way to celebrate this week could be to invite families to participate in your story time and other reading activities. Some parents, grandparents, or other family members may enjoy reading or telling stories to a group. Others might become a reading partner to a child in the classroom, while some parents may prefer to chaperone a field trip to the library.

Another great idea is to have a Family Writing Workshop and encourage parents to create a book with their children. Children and parents can then share their book in a show-and-tell. Or take a picture of each child and have the child write down (or dictate) a story about their family. Place the picture of the child with their story and put them together in a binder labeled, "Our Wonderful Daycare Children 2011" (for example). Whatever activity you decide, the children in your care will be delighted to have family participate.



# Yearly Update Rewards!

Each year we encourage providers who live in the ten counties of Child Care Resource & Referral, Western Region to update their vacancy information monthly. We know this can be a hassle at times, but also know that this up-to-date information is very valuable to parents who are seeking care for their children.

We greatly appreciate your efforts to keep the information on our database current. Your updates made 2010 run a little more smoothly.

**A big HOORAY to these providers who received a gift for updating EVERY MONTH in 2010!**

<b>Marilyn Armstrong</b> St. George	<b>Kristy DeGraaf</b> Cedar City	<b>Shanda Greenhalgh</b> Richfield	<b>Wendy Hanks</b> Ephraim	<b>Richelle Irons</b> Cedar City	<b>Mary Maes</b> St. George	<b>Jody McCleery</b> St. George
<b>Francie Mickelson</b> St. George	<b>Gay Newby</b> St. George	<b>Sandra Nielsen</b> Salina & Gunnison	<b>Alicia Payne</b> Cedar City	<b>Laurie Steiner</b> St. George	<b>Tamara Taylor</b> Moroni	<b>Cheryl Terry</b> Cedar City

For 2011, we are again asking every child care provider in our region to contact us each month to update their openings so our database can be as accurate and 'parent-friendly' as possible. Don't worry - you haven't missed out. We're giving you January and February free! But you still need to contact us in March.

We have three different ways providers can update.

- 1 - Call us!** 1-888-344-4896 or 1-888-344-4538 between 8 am and 5 pm and we'll be happy to make sure your information is correct.
- 2 - Email us!** Simply contact Kristen at [kristen@childcarehelp.org](mailto:kristen@childcarehelp.org) and let her know your openings. She'll do the rest!
- 3 - Go online!** [www.childcarehelp.org/referrals.htm](http://www.childcarehelp.org/referrals.htm) is available 24 hours a day, 7 days a week. You can always update - it's fast and easy.

Child Care Resource and Referral's mission is to improve the quality of life for the children in Southern Utah who are enrolled in child care programs and provide support for their families and child care providers. Please help us continue providing families with the most accurate information about your child care business.

**Thanks for keeping us updated!**

## Training Request Form

Complete this form and mail to:

Child Care Resource & Referral  
88 E Fiddler's Canyon Rd, Ste H

OR

Fax to: 435-865-6902

Provider Name

Address

City

Zip

County

Phone

If you work for a Center or Family Provider, name of Center

Training Request(s)	
Course Title	
Session(s)	Circle the sessions you need: 1st    2nd    3rd    4th
Course Title	
Session(s)	Circle the sessions you need: 1st    2nd    3rd    4th
Course Title	
Session(s)	Circle the sessions you need: 1st    2nd    3rd    4th

Please mark any of the training sites where you would be able to attend training:

- Ephraim   
  Gunnison   
  Richfield   
  Scipio   
  Cedar City   
  St. George